









SRX Manual Pairing

1. Make sure the headset is turned off.
2. Press  on the T5 until its green light flashes.
3. Press and hold both  and  on the headset for 4 seconds.
4. On the T5, press and hold  and  for 4 seconds.
5. Hold the headset and T5 within a few inches of each other and watch the headset's light. The light flashes slower and the headset beeps when pairing happens.
6. Put on the headset. If the number you hear is the serial number on your T5, press .
7. To begin working, press  again.










SRX Manual Pairing

1. Make sure the headset is turned off.
2. Press  on the T5 until its green light flashes.
3. Press and hold both  and  on the headset for 4 seconds.
4. On the T5, press and hold  and  for 4 seconds.
5. Hold the headset and T5 within a few inches of each other and watch the headset's light. The light flashes slower and the headset beeps when pairing happens.
6. Put on the headset. If the number you hear is the serial number on your T5, press .
7. To begin working, press  again.










SRX Manual Pairing

1. Make sure the headset is turned off.
2. Press  on the T5 until its green light flashes.
3. Press and hold both  and  on the headset for 4 seconds.
4. On the T5, press and hold  and  for 4 seconds.
5. Hold the headset and T5 within a few inches of each other and watch the headset's light. The light flashes slower and the headset beeps when pairing happens.
6. Put on the headset. If the number you hear is the serial number on your T5, press .
7. To begin working, press  again.



SRX Manual Pairing

1. Make sure the headset is turned off.
2. Press  on the T5 until its green light flashes.
3. Press and hold both  and  on the headset for 4 seconds.
4. On the T5, press and hold  and  for 4 seconds.
5. Hold the headset and T5 within a few inches of each other and watch the headset's light. The light flashes slower and the headset beeps when pairing happens.
6. Put on the headset. If the number you hear is the serial number on your T5, press .
7. To begin working, press  again.

